

A complete guide to

PRO FOLLO



POWERED BY
BIG  OPTION



WHAT IS PROFOLLOW ?

ProFollow is an exquisite social trading tool that enables you to copy world-leading traders' transactions. The process is very easy and time-saving. You only have to find leading traders according to the assets you want to trade, follow them and here it is!

WHAT ARE THE BENEF TS OF PROFOLLOW?

If you are a beginner in binary options, ProFollow is the exact tool you need to observe and learn how trading works. For instance, it will be easier for you to understand the correlation between the ingenuity of the strike price and the call/put button. This will eventually help bring in confidence in your manoeuvres and improve your trading skills. ProFollow gives you the right environment to get acquainted to binary options trading.

ProFollow will thus give you the opportunity to find top-notch traders worldwide and copy their transactions. Their experience and proactive reflexes will enlighten your knowledge about binary options. You maximise your chances of being in the money with the trading community at your service.

If you are already among the ProFollow league, enjoy the privileges of having your own set of followers. There are many traders who are awaiting your strategies and look onto you to make profits.



TERMINOLOGIES OF PROFOLLOW

Trading with ProFollow is very simple once you grasp how it works.

Login to your account and access the ProFollow tool. You will see the panoply of traders categorised by their initials, their country flag, their success rate and their win amount.

Asset Trader

Here, refine your search of top traders according to the assets you want to trade. You will also find 'Cross-asset Trader' which refers to traders who deal with different asset types.

Follow Period

Choose between 1 week, 1 day and even a year.

Investment Per Trade

The amount you want to invest per trade.

Investment Limit

This sets a portfolio of fund for the trader you are following. Once you set a limit, no trades will be executed beyond it.

The screenshot shows the 'TOP TRADERS' section. At the top, there is a dropdown menu for 'Asset traders' currently set to 'Cross-asset Trader'. Below this is a 'Follow settings' section with three sub-sections: 'Follow period' (set to '1 Week'), 'Investment Per Trade' (set to '\$100.00'), and 'Investment limit' (set to '\$100.00'). There are also radio buttons for 'No limit' and 'Use limit', with 'Use limit' selected. Two trader profiles are visible:

Rank	Trader	Success rate	Followers	Positions	Trader win amount
1#	P. V.	58.52%	66	352	\$8570.38
2#	K. R.	56.64%	70	502	\$105402.50

Positions

It is the amount of open positions that is still active.

Followers

It gives you an overview of the amount of people following the particular trader.

Use Limit

Choose between Use Limit or Unlimited. If you choose Unlimited, you will execute similar amount of trades as the Trader you are following until you exhaust your account balance.

Note that when you follow a trader, Rollovers and Double Ups are inclusive in it.



HOW TO TRADE WITH PROFOLLOW?

STEP 1

Choose traders according to the currency you want to trade with

STEP 2

Set the follow period, the investment per trade and the investment limit

If you choose to go Unlimited, none of the above will be applicable

STEP 3

Click on Follow and get the most out of it!

TOP TRADERS

Asset traders: Cross-asset Trader

Follow settings: Follow period, Investment Per Trade, Investment limit

Rank	Trader	Success rate	Followers	Follow period	Investment Per Trade	Investment limit	Action
1# Rank	P. V.	58.52%	66	1 Week	\$100.00	\$100.00	Follow
2# Rank	K. R.	56.64%	70	1 Week	\$100.00	\$100.00	Follow

STEP 4

To Unfollow traders, go on the Followed Traders Tab

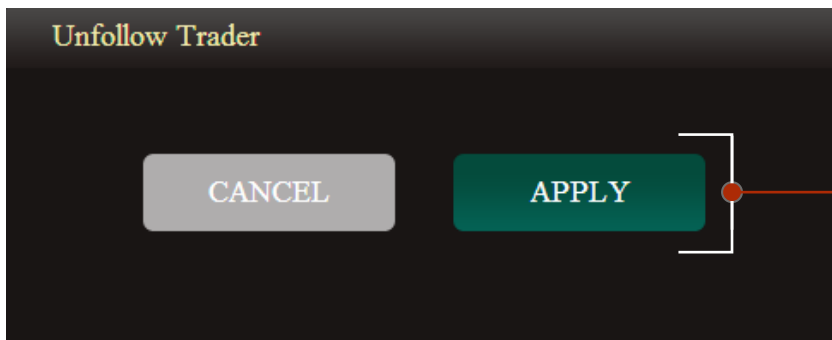
Click on "Unfollow"

TOP TRADERS | **FOLLOWED TRADERS**

Asset traders: Cross-asset Trader

Follow settings: Follow period, Investment Per Trade, Investment limit

Rank	Trader	Success rate	Followers	Follow period	Investment Per Trade	Investment limit	Action
1# Rank	P. V.	58.52%	67	1 Week	€100.00	€100.00	Unfollow
2# Rank	K. R.	56.64%	71	1 Week	€100.00	€100.00	Unfollow








Then click on "Apply"

This tab will also enable you to monitor a complete list of the traders you are following



If you want to see your current positions, go the Open Position tab. You will be able to see transactions according the different trading tools.

ID	Asset	Call/Put	Strike Rate	Expiry Rate	Start Time	Expiry Time	Investment	Trade Result	Payout	Expiry Chart
319254 SFL	USD/CAD	▲ Call	1.08524	1.08588	28.08.14 14:06	28.08.14 14:30	\$100.00	Won	\$177.00	
316220 SFL	EUR/USD	▼ Put	1.31919	1.31928	27.08.14 22:17	27.08.14 23:00	\$50.00	Loss	\$0.00	
316217 SFL	EUR/USD	▼ Put	1.31919	1.31928	27.08.14 22:17	27.08.14 23:00	\$50.00	Loss	\$0.00	
316210 SFL	EUR/USD	▼ Put	1.31928	1.31928	27.08.14 22:17	27.08.14 23:00	\$50.00	Tie	\$50.00	
316202 SFL	EUR/USD	▼ Put	1.31928	1.31928	27.08.14 22:17	27.08.14 23:00	\$50.00	Tie	\$50.00	

The Expired Positions gives you a detailed overview of the executed transactions. You get to see whether it was a Call or Put transaction, the rate and time at which the asset expired. You can see whether you Won or Lost the transaction. Please note that you will be updated through email when a trade has been opened and has expired.